

# Determining Energy Expenditure from Heart Rate Monitoring during Training Sessions at Bulgarian Wrestlers

Nikolay Zaekov<sup>1\*</sup>, Lubomir Petrov<sup>1</sup>, Krassimir Rankov<sup>1</sup>,  
Milena Nikolova<sup>1</sup>, Rasho Makaveev<sup>2</sup>, Nikola Nikolov<sup>2</sup>

<sup>1</sup>Department of Physiology and Biochemistry  
National Sports Academy "Vasil Levski"  
1700 Sofia, Studentski Grad

E-mails: [nzaekov@abv.bg](mailto:nzaekov@abv.bg), [dr.lubomir.petrov@gmail.com](mailto:dr.lubomir.petrov@gmail.com),  
[krankov@gmail.com](mailto:krankov@gmail.com), [milenaniko@gmail.com](mailto:milenaniko@gmail.com)

<sup>2</sup>Department of Wrestling and Judo  
National Sports Academy "Vasil Levski"  
1700 Sofia, Studentski Grad

E-mails: [racho1976@gmail.com](mailto:racho1976@gmail.com), [koki\\_1979@abv.bg](mailto:koki_1979@abv.bg)

Received: September 30, 2017

Accepted: October 25, 2018

Published: September 30, 2019

**Abstract:** Aim of the study was to determine physical activity's part of daily energy expenditure by heart rate monitoring and using data to control athletes' nutritional intake. Group of 10 male and 4 female wrestlers (age =  $21 \pm 1.8$ ) at national level, who train 15 hours per week served as subjects in this investigation. The 72-hour HR recording was performed with a TEMEO cardiotelemetric system (made in Bulgaria). The energy expenditure during physical activity is determined by Method 1 of Hiilloskorpi et al. (2003). The determined daily energy expenditure is compared to the theoretically calculated. The difference is less than 100 kcal, but if subjects change the intensity, volume or duration of the workouts or increase their number, the difference will be much more evident.

**Keywords:** Energy expenditure, Heart rate monitoring, Physical activity.

## Introduction

The athletes' diet is in relation with their Daily Energy Expenditure (DEE). General components of DEE are Basal Metabolic Rate (BMR) and Energy Expenditure by physical activity (EE). The second component – EE depends on the number, volume and intensity of training sessions. Pattern of EE of any sport is important to the coaches and athletes to apply proper nutritional strategy and well organized training plan.

There are many methods of EE measuring like: direct calorimetry, respiratory indirect calorimetry, Sensor of Heat and Movement (SHM) [11]. The disadvantages of these methods are the expensive technique, the need of specialists, the accuracy of the measurement (for example SHM) or are not applicable to sports like wrestling, judo or boxing [11].

A linear relationship between Heart Rate (HR) and oxygen consumption during physical activity has been established [9]. Most equations for EE assessing by HR monitoring during physical activity are based on this linear dependence [8, 13]. In two studies, energy expenditure during physical activity was measured by heart rate monitoring, but instead of individual calibration, the authors use predictive equations generated by large contingents [6, 12]. Research of Hiilloskorpi et al. [6] shown that factors such as age, gender, and weight have a significant impact in determining energy consumption while the type of load (cycling vs.

running) has no significant impact on the model. Hiilloskorpi et al. [7] analyse three equation models and suggest two equations for each model – for low and high activity. Usually the boundary between the two activities is in the range of 80 to 100 beats per minute [14].

## Materials and methods

### *Subjects*

14 wrestlers (10 male and 4 female) at national level aged between 18 and 25 years (on average  $21 \pm 1.8$  years old) served as subjects in this investigation. The mean period of sports practice was  $6.2 (\pm 1.7 \text{ SD})$  years. All subjects participated in 15 hours of training per week. None of them was taking any drugs or medications.

### *Study design*

The aim of the study was to determine physical activity's part of daily energy expenditure by heart rate monitoring during training sessions and using the data to control the athletes' nutritional intake and body mass. The duration of the study was 72 hours (three days). This period included 5 different types of training, applied to the weekly training process. A three-day heart rate recording was performed during the study. HR data during training sessions was used to assess the energy consumption of physical activity. The received data were compared with the theoretically calculated values.

### *Anthropometric measurements*

The weight and height of each subject was measured. Body mass was recorded to the nearest 0.05 kg using a portable digital scale with each subject wearing light clothing and no footwear. Height was measured to the nearest 0.5 cm.

Body composition (Body Fat Percentage (%BF) and Fat Free Mass (FFM)) was determined by bioelectrical impedance analyser Tanita BC418. The measurements were in accordance with the operation protocol.

### *Heart rate monitoring*

The heart rate monitoring was registered by the TEMEO system (Security Solutions Institute, Bulgaria, patent 1375/2010) [10]. The system recorded the R-R intervals with a precision of 1 msec. The received information was being transmitted every 5 minutes via GSM communication to a research server (Fig. 1). The minimum (HRmin), mean (HRavg), and maximum (HRmax) heart rates were calculated automatically. HRavg was the average heart rate over the 5-minute period.

### *Daily calorie needs*

BMR were theoretically determined using Harris and Benedict's Eqs. (1) and (2) [5]. Daily Calorie Needs (DCN) is BMR multiplied by the appropriate activity factor (Table 1).

For men:

$$BMR = 66.5 + (13.75 \times \text{weight in kg}) + (5.003 \times \text{height in cm}) - (6.755 \times \text{age in years}) \quad (1)$$

For women:

$$BMR = 655.1 + (9.563 \times \text{weight in kg}) + (1.850 \times \text{height in cm}) - (4.676 \times \text{age in years}) \quad (2)$$

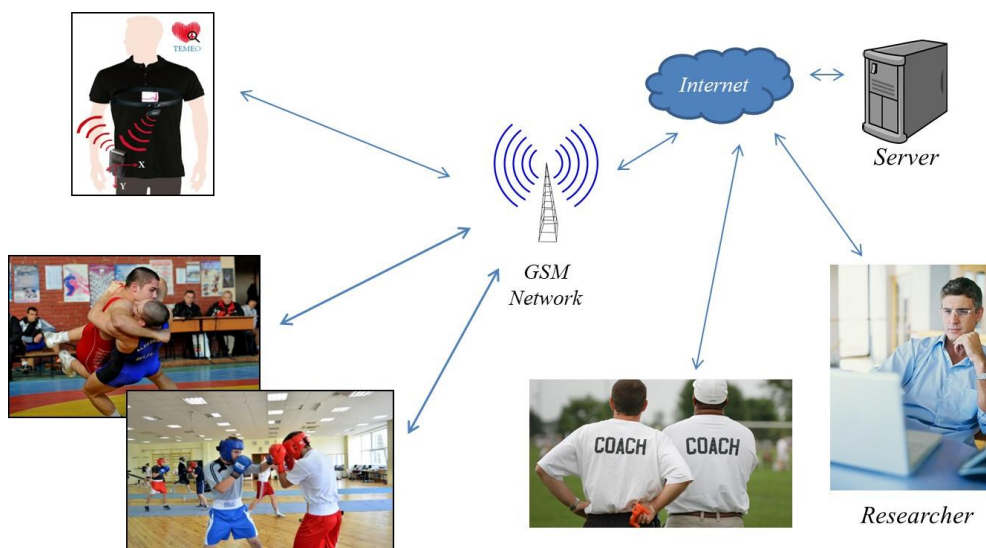


Fig. 1 Mobile cardiac telemetry system TEMEO

Table 1. Physical activity factor

1. If you are sedentary (little or no exercise): $DCN = BMR \times 1.2$
2. If you are lightly active (light exercise/sports 1-3 days/week): $DCN = BMR \times 1.375$
3. If you are moderately active (exercise/sports 3-5 days/week): $DCN = BMR \times 1.55$
4. If you are very active (hard exercise/sports 6-7 days/week): $DCN = BMR \times 1.725$
5. If you are extra active (very hard exercise/sports or 2 × training): $DCN = BMR \times 1.9$

*Energy expenditure during physical activity*

For determination of EE during physical activity from HR Hiilloskorpi et al. [7] Eqs. (3)-(6) were used.

For men:

low activity:  $EE = 4.56 - 0.0265 \times (HR) - 0.1506 \times (weight) + 0.00189 \times (HR) \times (weight)$  (3)

high activity:  $EE = 3.56 - 0.0138 \times (HR) - 0.1358 \times (weight) + 0.00189 \times (HR) \times (weight)$  (4)

For women:

low activity:  $EE = -4.70 + 0.0449 \times (HR) - 0.0019 \times (weight) + 0.00052 \times (HR) \times (weight)$  (5)

high activity:  $EE = -5.92 + 0.0577 \times (HR) - 0.0167 \times (weight) + 0.00052 \times (HR) \times (weight)$  (6)

The boundary between the two activities is in the range of 80 to 100 beats per minute [14].

Daily Energy Expenditure (DEE):

$DEE = BMR \times 1.2 + EE$  (7)

*Statistical analysis*

Anthropometric, HR and calorie data are presented as an average and standard deviation.

## Results and discussion

Anthropometric indicators are presented in Table 2. BMI in males is above normal ( $BMI = 20-25 \text{ kg/m}^2$ ), which is typical for strength athletes and is due to the higher amount of muscle mass. %BF is relatively high (especially for women) for this type of sport. For men 7% to 10% and for women between 12% and 15% is considered for ideal %BF [2-4, 15].

Table 2. Anthropometric data of the participants ( $\pm$  SD)

	Men ( $n = 10$ )	Women ( $n = 4$ )
Age, (years)	$21 \pm 1.8$	$19 \pm 0.8$
Height, (cm)	$174 \pm 7.8$	$158 \pm 2.8$
Weight, (kg)	$79.5 \pm 10.2$	$58.7 \pm 2.8$
BMI, ( $\text{kg/m}^2$ )	$26.5 \pm 1.9$	$23.4 \pm 0.9$
%BF	$11.9 \pm 2.6$	$21.0 \pm 1.8$
FFM, (kg)	$67.8 \pm 7.7$	$44.0 \pm 2.9$

Fig. 2 and Fig. 3 show three-day HR recordings some of the participants. The graphs show how much intensity and how long each person performs different types of training.

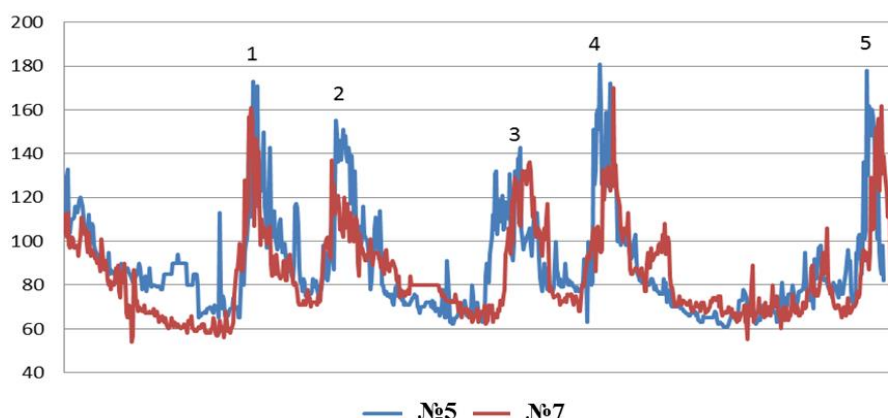


Fig. 2 Three-day HR records of participants № 5 and № 7 (men):  
 1 – HR during training with elastic ropes; 2 – General Physical Preparation (GPP);  
 3 – weightlifting; 4 – technical training; 5 – run.

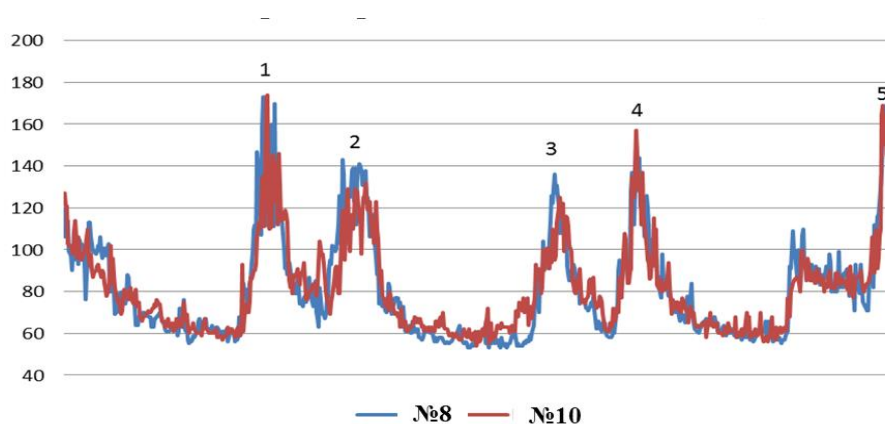


Fig. 3 Three-day HR records of participants № 8 and № 10 (women):  
 1 – HR during training with elastic ropes; 2 – General Physical Preparation (GPP);  
 3 – run; 4 – weightlifting; 5 – technical training.

Averaged values of EE at the different physical activities, set in the weekly training plan of the surveyed competitors are presented in Table 3. Between men and women, the difference is between 1 and 2 kcal/kg/h for different types of workouts. The highest EE was recorded during the technical training (8.2 kcal/kg/h) for the men and during the training with elastic ropes for the women (6.7 kcal/kg/h).

Table 3. Mean values of EE (kcal/kg/h) at different types of training

	<b>Training with elastic ropes</b>	<b>GPP</b>	<b>Weightlifting</b>	<b>Technical training</b>	<b>Run</b>
<b>Men</b>	7.8 ± 0.4	7.5 ± 1.4	7.3 ± 0.3	8.2 ± 1.5	6.7 ± 1.5
<b>Women</b>	6.7 ± 0.9	6.4 ± 1.1	5.2 ± 1.0	6.3 ± 1.9	5.4 ± 0.2

Individual EE estimates for different types of training in some of the surveyed competitors are presented in Tables 4 and 5. The lower energy expenditure for women is due to a lower percentage of muscle mass and lower body weight. Mean values of theoretically calculated DCN and DEE (Table 6) based on HR during physical activity are less than 100 kcal/24h (less than 3%), both in men and women.

Table 4. EE in periods of physical activities of participants № 5 and № 7 (men)

	<b>Training with elastic ropes</b>	<b>GPP</b>	<b>Weightlifting</b>	<b>Technical training</b>	<b>Run</b>
<b>№ 5</b>	8 kcal/kg/h	8.4 kcal/kg/h	7 kcal/kg/h	9.4 kcal/kg/h	6.8 kcal/kg/h
	568 kcal/h	596 kcal/h	497 kcal/h	667 kcal/h	483 kcal/h
<b>№ 7</b>	7.4kcal/kg/h	6.5 kcal/kg/h	7.3 kcal/kg/h	7.4 kcal/kg/h	6.8 kcal/kg/h
	512 kcal/h	450 kcal/h	505 kcal/h	512 kcal/h	471 kcal/h

Table 5. EE in periods of physical activities of participants № 8 and № 10 (women)

	<b>Training with elastic ropes</b>	<b>GPP</b>	<b>Weightlifting</b>	<b>Technical training</b>	<b>Run</b>
<b>№ 8</b>	7.2 kcal/kg/h	7.1 kcal/kg/h	5.8 kcal/kg/h	7.4 kcal/kg/h	5.3 kcal/kg/h
	400 kcal/h	395 kcal/h	323 kcal/h	411 kcal/h	295 kcal/h
<b>№ 10</b>	6.0 kcal/kg/h	5.5 kcal/kg/h	4.4 kcal/kg/h	4.8 kcal/kg/h	5.5 kcal/kg/h
	356 kcal/h	327 kcal/h	261 kcal/h	285 kcal/h	327 kcal/h

Table 6. DCN and DEE in kcal/24h

	<b>Men (n = 10)</b>	<b>Women (n = 4)</b>
<b>DCN, (kcal/24h)</b>	3453 ± 272	2651 ± 79
<b>DEE, (kcal/24h)</b>	3364 ± 223	2572 ± 112

DEE values are for a weekly training plan including 15 hours of physical activity (10 workouts at 1 h and 30 min). Except data from Compendium of Physical Activities [1], there was no other information about energy consumption for wrestling in the literature. Ainsworth et al. [1] reported that for a 5-minute wrestling match energy expenditure is 6 METs (6 kcal/kg/hr), but did not specify the method by which it was calculated.

In technical training, which includes combat, our EE calculations based on HR are 8.2 kcal/kg/h for men and 6.3 kcal/kg/h for women, ranging from 5 to 9.5 kcal/kg/h.

DEE calculated as the sum of BMR multiplied by an activity factor 1.2 (for non-training) and EE from the physical activity during a workout based on HR record, has a difference of less than 100 kcal/24h compared to DCN – calculated as BMR multiplied by an activity factor of 1.9 (for individuals who train 8 or more times a week). In our case, athletes train 15 hours per week (10 times at 1.5 hours). If they change, intensity, volume or duration of training or increase their number, the difference will be much more evident.

## Conclusion

EE assessment by HR during physical activity is an easily accessible method that allows an individual approach in DEE determining and energy intake at each stage of the training process in wrestling.

## Acknowledgements

*We thank our colleagues and investigated persons for their assistance.*

## References

1. Ainsworth B. E., W. L. Haskell, M. C. Whitt, M. L. Irwin, A. M. Swartz, S. J. Strath, W. L. O'Brien, D. R. Bassett JR., K. H. Schmitz, P. O. Emplancourt, D. R. Jacobs JR., A. S. Leon (2000). Compendium of Physical Activities: An Update of Activity Codes and MET Intensities, *Med Sci Sports Exerc*, 32(9), Suppl, 498-516.
2. Ashley C. D., J. F. Smith, J. B. Robinson, M. T. Richardson (1996). Disordered Eating in Female Collegiate Athletes and Collegiate Females in an Advanced Program of Study, *Int J Sport Nutr*, 6, 391-401.
3. Clark R. R., R. A. Oppliger (1998). Minimal Weight Standards in High School Wrestling, the Wisconsin Model, *Orthopedic Physical Therapy Clinics of North America*, 7-23.
4. Dunford M. (2006). *Sports Nutrition: A Practice Manual for Professionals*, American Dietetic Association, Chicago.
5. Harris J. A., F. G. Benedict (1919). *A Biometric Study of the Basal Metabolism in Man*, Carnegie Institution of Washington, Publication No. 279, Washington Square Press, Philadelphia, USA.
6. Hiilloskorpi H., M. Fogelholm, R. Laukkanen, M. Pasanen, P. Oja, A. Mänttari, A. Natri (1999). Factors Affecting the Relation between Heart Rate and Energy Expenditure during Exercise, *International Journal of Sports Medicine*, 20, 438-443.
7. Hiilloskorpi H. K., M. E. Pasanen, M. G. Fogelholm, R. M. Laukkanen, A. T. Mänttari (2003). Use of Heart Rate to Predict Energy Expenditure from Low to High Activity Levels, *International Journal of Sports Medicine*, 24(5), 332-338.
8. Keytel L. R., J. H. Goedecke, T. D. Noakes, H. Hiilloskorpi, R. Laukkanen, L. van der Merwe, E. V. Lambert (2005). Prediction of Energy Expenditure from Heart Rate Monitoring During Submaximal Exercise, *J Sports Sci*, 23(3), 289-297.
9. Macfarlane D. J., B. A. Forgarty, W. G. Hopkins (1989). The Accuracy and Variability of Commercially Available Heart Rate Monitors, *NZJ Sports Med*, 17(4), 51-53.
10. Mateev H., I. Simova, T. Katova, N. Dimitrov, I. Christov (2011). TEMEO – A Novel Mobile Heart Rhythm Telemonitoring System, *Computing in Cardiology*, 38, 833-836.
11. Pinheiro Volp A. C., F. C. Esteves de Oliveira, R. Duarte Moreira Alves, E. A. Esteves, J. Bressan (2011). Energy Expenditure: Components and Evaluation Methods, *Nutr Hosp*, 26(3), 430-440.
12. Pulkkinen A., S. Saalasti, H. K. Rusk (2005). Energy Expenditure can be Accurately Estimated from HR Without Individual Laboratory Calibration, 52<sup>nd</sup> Annual Meeting of the American College of Sports Medicine, Nashville, Tennessee, USA, [https://assets.firstbeat.com/firstbeat/uploads/2015/10/pulkkinen\\_et\\_al\\_acsm\\_2005\\_congress.pdf](https://assets.firstbeat.com/firstbeat/uploads/2015/10/pulkkinen_et_al_acsm_2005_congress.pdf)

13. Rennie K. L., S. J. Hennings, J. Mitchell, N. J. Wareham (2001). Estimating Energy Expenditure by Heart-rate Monitoring without Individual Calibration, *Medicine and Science in Sports and Exercise*, 33, 939-945.
14. Spurr G. B., A. M. Prentice, P. R. Murgatroyd, G. R. Goldberg, J. C. Reina, N. T. Christman (1988). Energy Expenditure from Minute-by-minute Heart-rate Recording: Comparison with Indirect Calorimetry, *American Journal of Clinical Nutrition*, 48, 552-559.
15. Yoon J. (2002). Physiological Profiles of Elite Senior Wrestlers, *Sports Med*, 32(4), 225-233.

**Chief Assist. Prof. Nikolay Zaekov, Ph.D.**

E-mail: [nzaekov@abv.bg](mailto:nzaekov@abv.bg)



Nikolay Zaekov received M.Sc. degree in Biophysical Chemistry in Medicine and Pharmacology in 2005 and a Ph.D. degree in 2016. He is currently working as a Chief Assistant Professor in Biochemistry at Physiology and Biochemistry Department of the Coaching Faculty at the National Sports Academy, Sofia, Bulgaria. His current science interests are sports nutrition, exercise physiology, biochemistry of physical exercises. He is a member of Bulgarian Society of Nutrition and Dietetics.

**Assoc. Prof. Lubomir Petrov**

E-mail: [dr.lubomir.petrov@gmail.com](mailto:dr.lubomir.petrov@gmail.com)



Lubomir Petrov has graduated from Medical Academy, Sofia. He has 15 years working experience in the Free-radical processes laboratory at the Institute of Neurobiology – Bulgarian Academy of Sciences. Currently, he is an Associate Professor at the National Sports Academy “Vasil Levski”, Sofia.

**Chief Assist. Prof. Krassimir Rankov, Ph.D.**

E-mail: [krankov@gmail.com](mailto:krankov@gmail.com)



Krassimir Rankov is currently working as a Chief Assistant Professor at Physiology and Biochemistry Department of the National Sports Academy, Sofia, Bulgaria. He received a Ph.D. degree in 2016 on the topic “Quantitative and qualitative sleep parameters in athletes”. For more than 10 years he has been working in the field of sleep medicine – sleep and wakefulness research. His current science interests are related both to optimizing the therapy of patients with sleep disorders and to managing sleep in healthy people exposed to extreme effects.

**Assoc. Prof. Milena Nikolova, Ph.D.**E-mail: [milenaniko@gmail.com](mailto:milenaniko@gmail.com)

Milena Nikolova received a M.Sc. degree in Medicine in 1997 and a Ph.D. degree in 2007. She is currently working as an Assoc. Prof. at Physiology and Biochemistry Department of the National Sports Academy, Sofia, Bulgaria. Since 2014 she has been working as a Sleep Medicine consultant. Her former science interests included transcranial magnetic stimulation, reaction time, motor control. Her current research is in the field of sleep medicine – examination and treatment of patients with sleep disorders as well as sleep problems in sport and extreme situations – jet lag, high altitude sleeping, athletes' sleep.

**Assoc. Prof. Rasho Makaveev, Ph.D.**E-mail: [racho1976@gmail.com](mailto:racho1976@gmail.com)

Rasho Makaveev is an Associate Professor at the Department of Wrestling and Judo at National Sports Academy, Sofia (Bulgaria), Member of UWW (FILA) Coaches Association. He is member of the International Network of Wrestling Researchers. He is an author of innovations in the theory and practice of the training process in wrestling (methodology for control and training). He is part of the coach teams of the national wrestling teams – men, women, youth, as a person in charge of the Scientific and Applied Laboratory of Freestyle Wrestling in the Bulgarian Wrestling Federation.

**Chief Assist. Prof. Nikola Nikolov, Ph.D.**E-mail: [koki\\_1979@abv.bg](mailto:koki_1979@abv.bg)

Nikola Nikolov is a Chief Assistant Professor at Department of Wrestling and Judo, National Sports Academy "Vasil Levski". His main activities and responsibilities are: contribution to the quantity and quality of teaching and research in sport concerning the preparation of university graduates in the field of sport science and pedagogy of physical education teaching, particularly with subjects in the field of Wrestling; presenting the learning material in the form of exercises, seminars, Wrestling Coach – Sport Club NSA Academic. He is a lecturer in coach seminars of Bulgarian wrestling federation. He has been a wrestling referee since 2015.



© 2019 by the authors. Licensee Institute of Biophysics and Biomedical Engineering, Bulgarian Academy of Sciences. This article is an open access article distributed under the terms and conditions of the Creative Commons Attribution (CC BY) license (<http://creativecommons.org/licenses/by/4.0/>).